

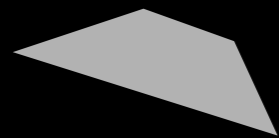
maggio 2019

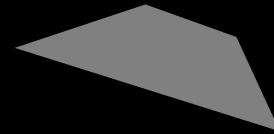
assemblea generale ordinaria

bilancio

consuntivo 2019

e aggiornamento bilancio preventivo 2020





bilancio preventivo 2020

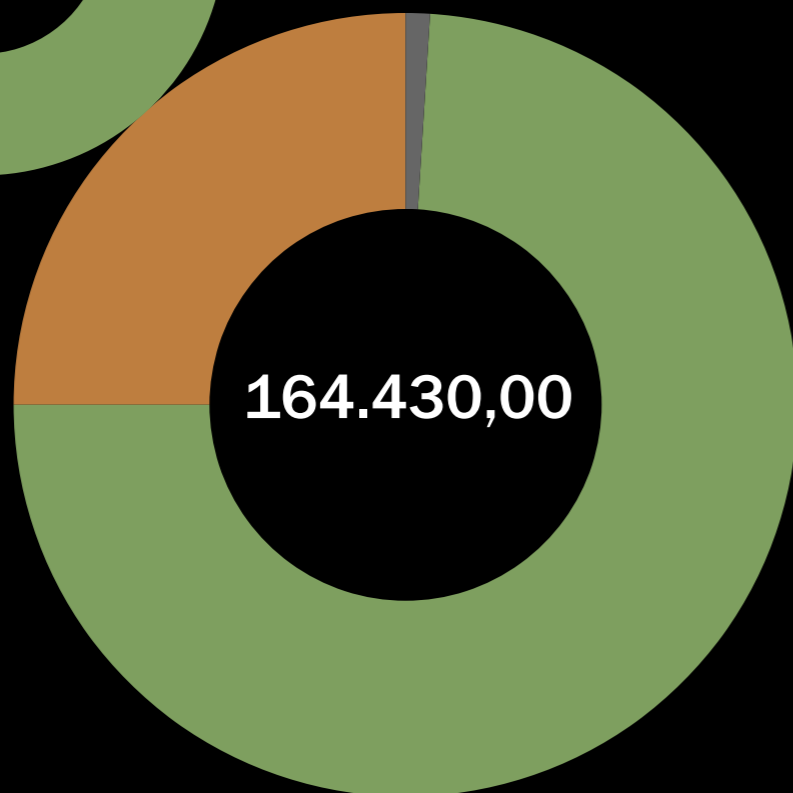
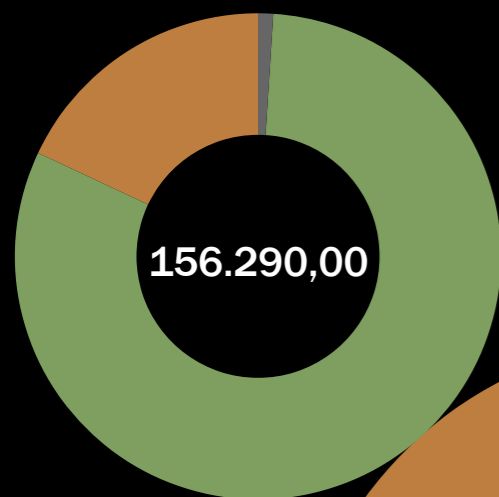
aggiornamento

ENTRATE

0,1% a **0,1%**
PROVENTI

77,6% a **73,8%**
ENTRATE CONTRIBUTIVE

22,3% a **26,1%**
RECUPERI E ENTRATE ESTERNE



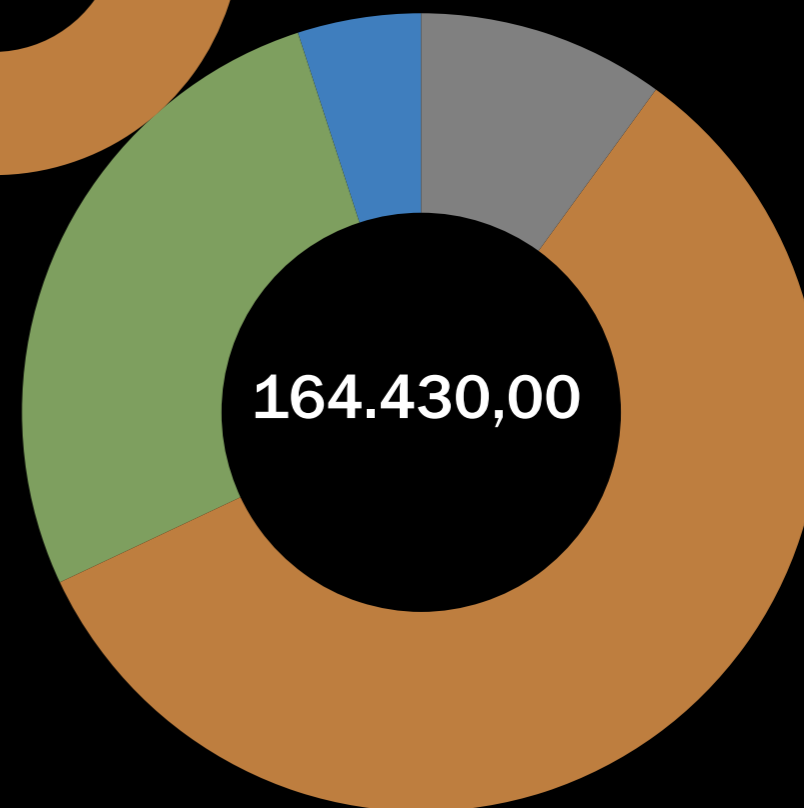
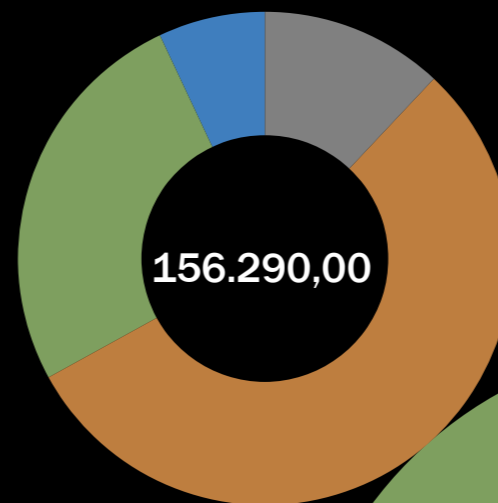
USCITE

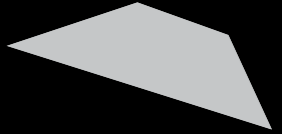
54,6% a **58,8%**
UFFICI

11,9% a **10,0%**
TASSE E ONERI FINANZIARI

26,9% a **26,8%**
SERVIZI AGLI ISCRITTI

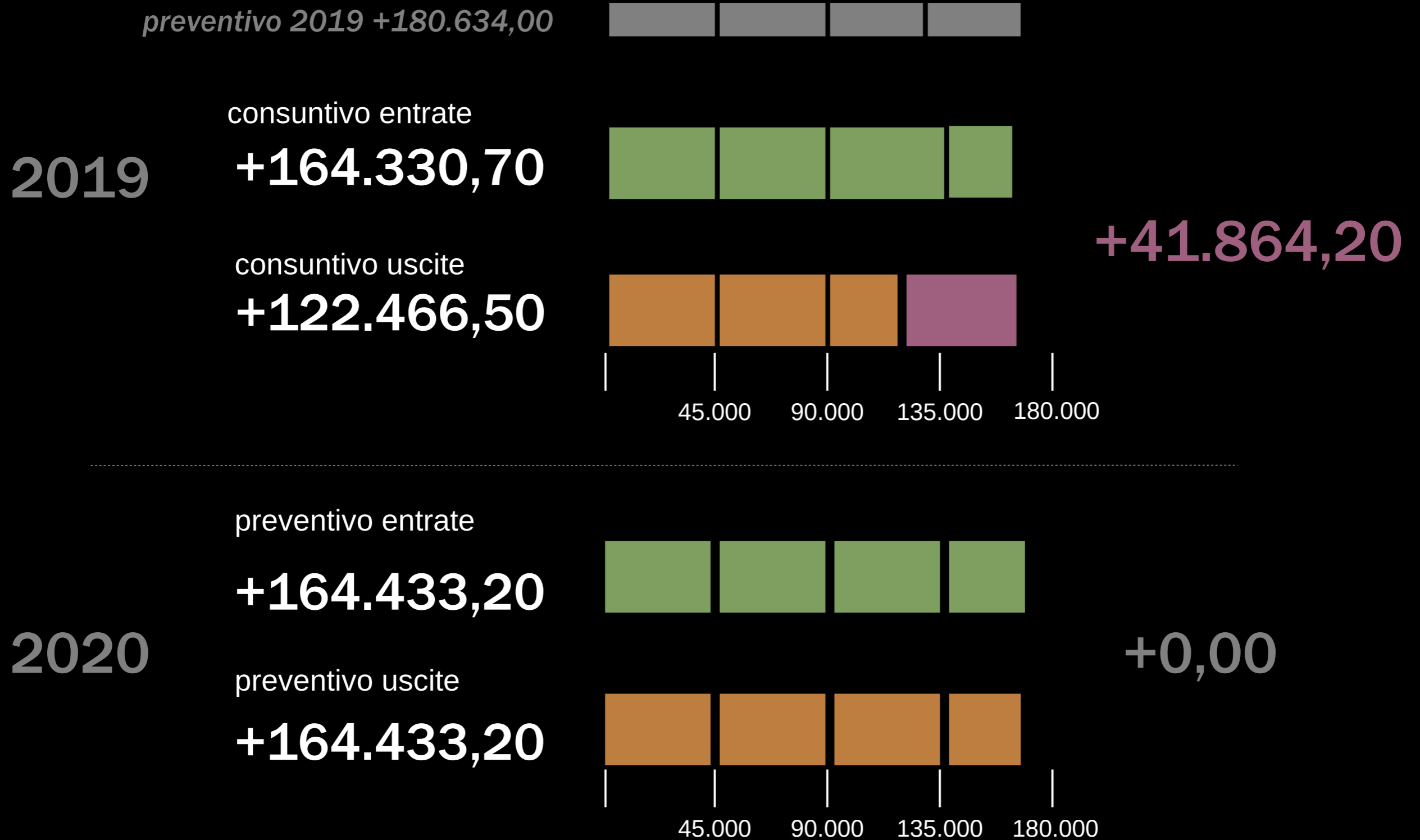
6,4% a **4,4%**
ATTIVITÀ ISTITUZIONALE

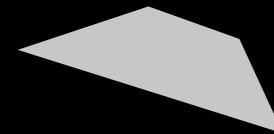




biennio 2019/2020

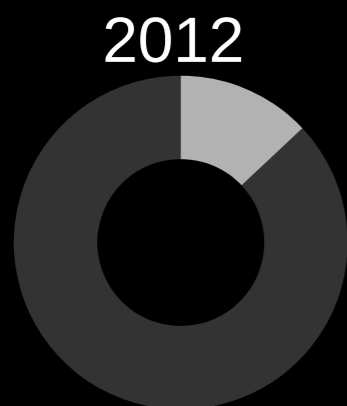
pareggio



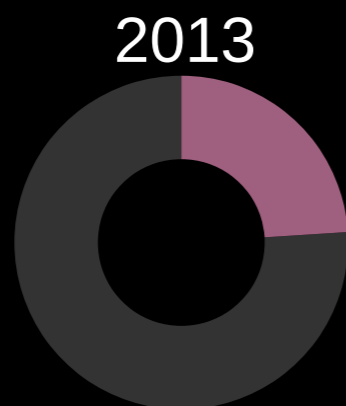


proiezione

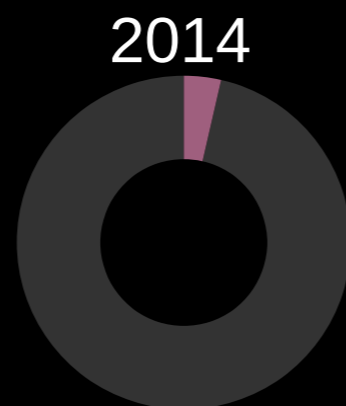
credito



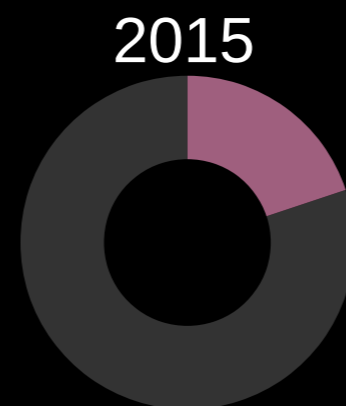
- 21.035,00



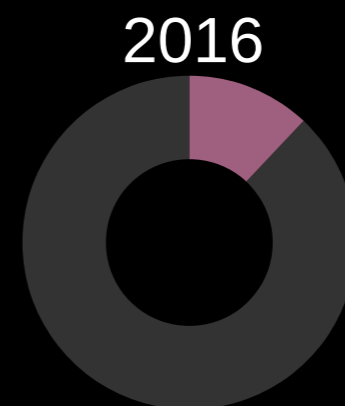
+ 37.859,00



+ 4.349,35

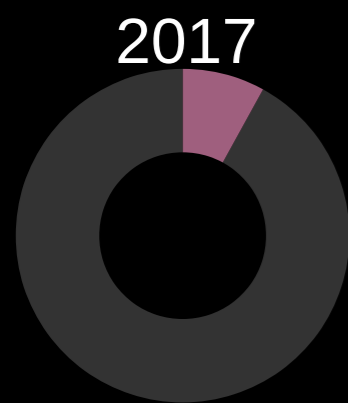


+ 20.626,00

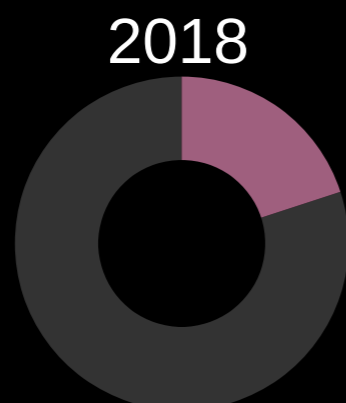


+ 12.989,00

tendenza p.a. >10k
dal 2013

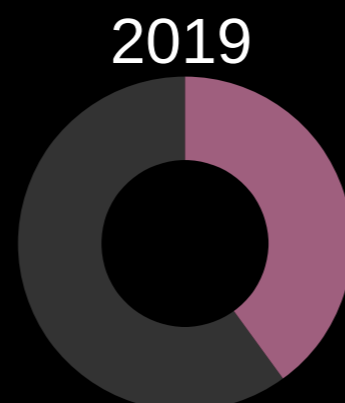


+ 8.780,00



+ 21.107,00

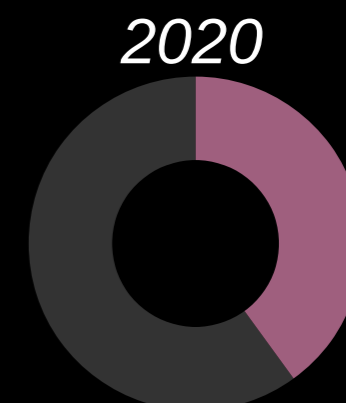
(8.780,00 +
12.327,00)



+ 43.358,20

(21.107,00 +
22.251,20)

accumulo di
credito
dal 2017



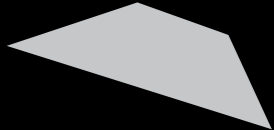
+ 30.996,20

Previsione



entrate

bilancio
consuntivo 2019



bilancio consuntivo 2019 / entrate

+164.330,70

1,2% | +2,046,70
PROVENTI

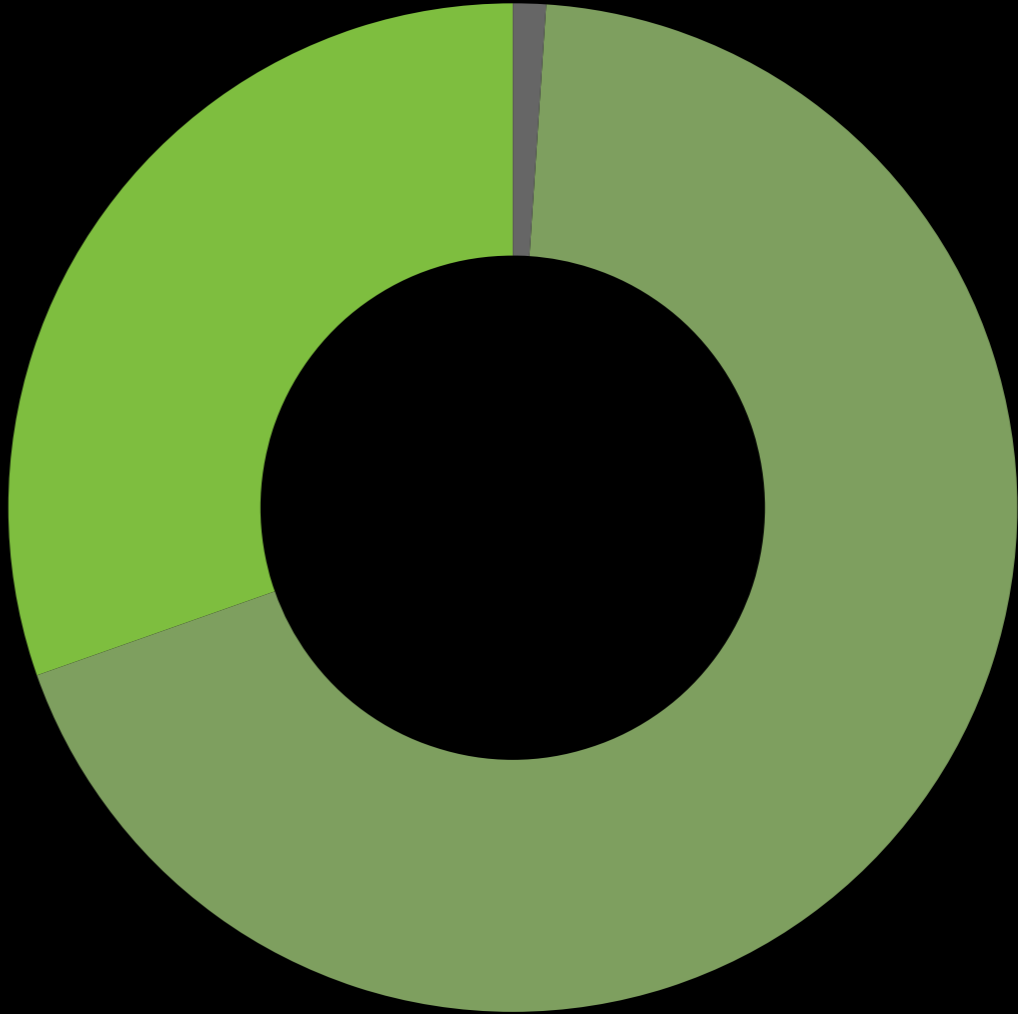
+ 1.916,70 DA PREVENTIVO 2019
(attività commissione Parcelle)

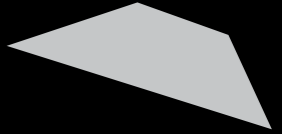
77,8% | + 127.816,00
ENTRATE CONTRIBUTIVE

-4.224,00 DA PREVENTIVO 2019
(minor numero di indisciplinati)

34,5% | +34.468,00
RIMBORSI E RECUPERI

+14,00 DA PREVENTIVO 2018
(manca rimborso Hack, ma è stato recuperato il TFR dipendente)



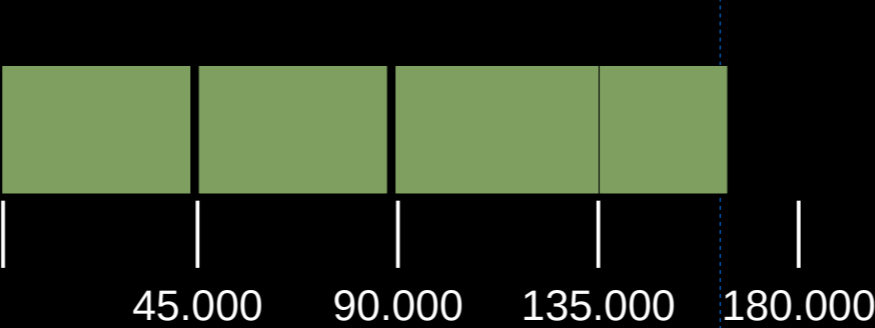


bilancio consuntivo 2019 e preventivo 2020 / entrate

confronto

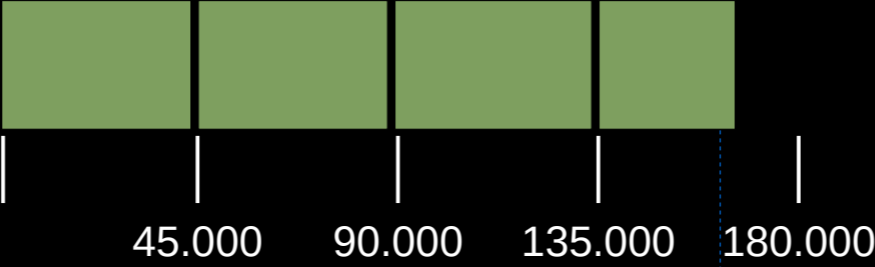
consuntivo 2019

+164.330,70



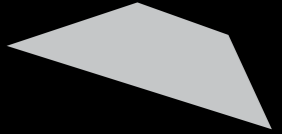
preventivo 2020

+164.433,20



+102,50

differenza



entrate: bilancio preventivo 2020 / consuntivo 2019

differenza

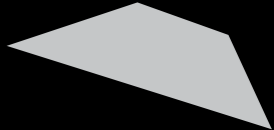
1. ENTRATE CONTRIBUTIVE A CARICO ISCRITTI		<i>Riduzione quote! Attenzione però ai neo-genitori...</i>	-14.146,00
2. QUOTE PARTECIP. ISCRITTI ALL'ONERE GEST.		<i>Attività C.P...imprevedibile</i>	+1916,70
3. REDDITI E PROVENTI PATRIMONIALI			+10,00
4. POSTE CORRETTIVE-COMPENS. USCITE CORRENTI		<i>Tfr, rimborsi, accumulo credito 2019..</i>	+16.155,00
5. ENTRATE ESTERNE PER ATTIVITA'			+00,00





uscite

bilancio
consuntivo 2018



bilancio consuntivo 2019 / uscite

+122.466,50

64,3% | +78.714,00

UFFICI

+ 2.877,00 DA PREVENTIVO 2019

ONERI PERSONALE IN ATTIVITÀ DI SERVIZIO
ACQUISIZIONE IMMOBILIZZAZIONI TECNICHE | USCITE PER
FUNZIONAMENTO UFFICI | USCITE PER PRESTAZIONI | BENI CONSUMO –
SERVIZI

*(Rimborso ing. Rimandato al 2020, ma pagate > spese consulenza
legale)*

13,5% | +16.572,00

TASSE E CONTRIBUTI OBBLIGATORI

+865,00 DA PREVENTIVO 2019

TRASFERIMENTI PASSIVI
ONERI FINANZIARI

6,1% | +7.430,00

ATTIVITÀ ISTITUZIONALE

-2.910,00 DA PREVENTIVO 2019

CNA, CNAPPC, FED. FVG
ASSICURAZIONE CD E CDS

(meno presenza Cno o meno congresso)

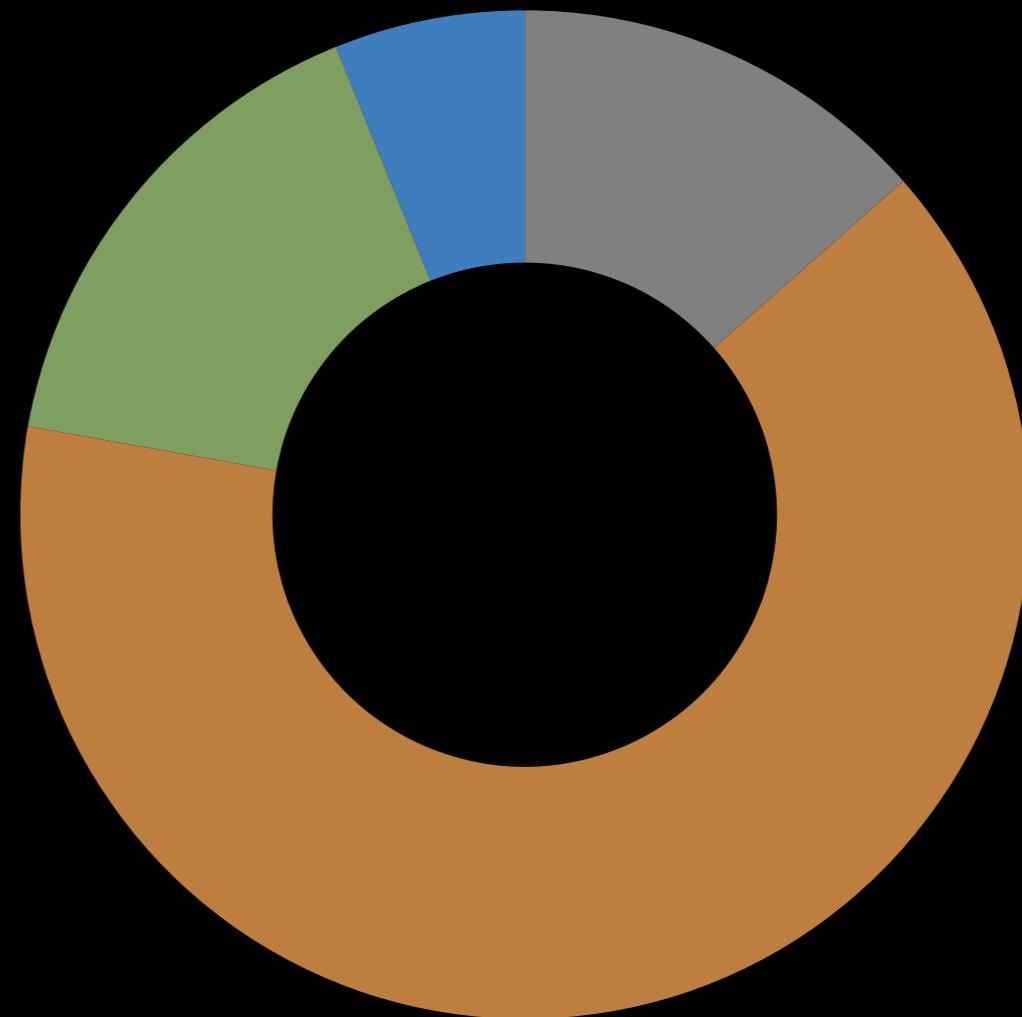
11,9% | +19.750,00

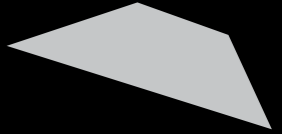
SERVIZI AGLI ISCRITTI

-49.410,00 DA PREVENTIVO 2019

SERVIZI PER GLI ISCRITTI
AGGIORNAMENTO E SVILUPPO PROFESSIONALE
MOSTRE E MANIFESTAZIONI

(14k erano di girate esterne mai arrivate)



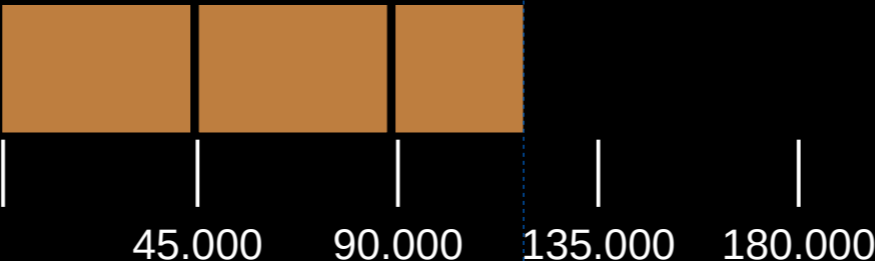


bilancio consuntivo 2019 e preventivo 2020 / uscite

confronto

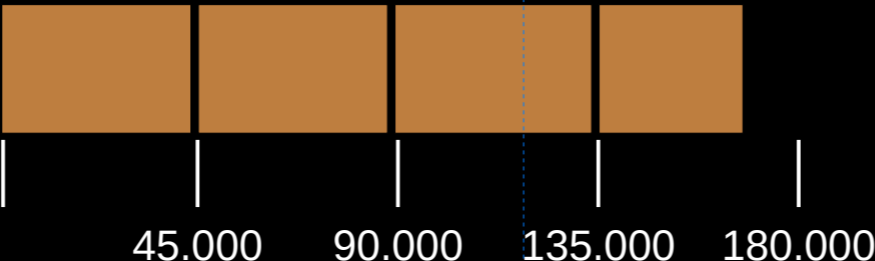
consuntivo 2019

+122.466,50



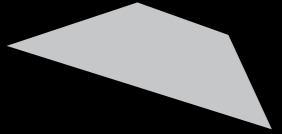
preventivo 2019

+164.433,20



+ 41.966,70

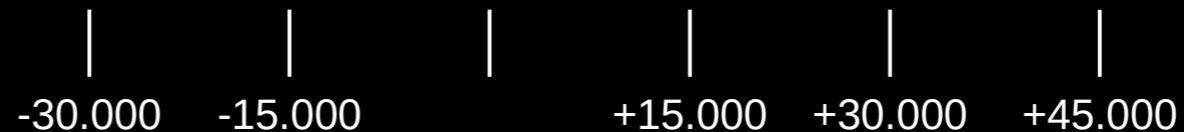
differenza



uscite: bilancio preventivo 2020 / consuntivo 2019

differenza

1. SERVIZI PER GLI ISCRITTI		+ 36,00
2. AGGIORNAMENTO E SVILUPPO PROF. CONTINUO		+ 380,00
3. MOSTRE E MANIFESTAZIONI		+ 20.495,00
4. ONERI PERSONALE IN ATTIVITÀ DI SERVIZIO		+ 3.845,00
5. USCITE PER ACQUISTO BENI CONSUMO-SERVIZI		+ 3.335,00
6. ACQUISIZIONE IMMOBILIZZAZIONI TECNICHE		- 35,00
7. USCITE PER FUNZIONAMENTO UFFICI		+ 7.887,00,00
8. USCITE PER PRESTAZIONI ISTITUZIONALI ESTERNE		+ 4.961,00
9. TRASFERIMENTI PASSIVI		+ 23,00
10. PRESENZE ISTITUZIONALI E ATTIVITÀ CONSIGLIO		- 290,00
11. ONERI FINANZIARI		+ 5,00



assemblea generale ordinaria

